

READING TIME

Look at the clock.

A clock has 12 numbers. It has two hands.

The short hand is at 3.


The long hand is at 12.

The long hand is the minute hand.

The short hand is the hour hand.

The time is 3 o'clock.

At every hour, the minute hand points to 12.



Exercise 10.1

1. Write the time shown by these clocks.

(a) The minute hand is at 12.

The hour hand is at 2.

The time is 2 o'clock.



(b) The minute hand is at 12.



The hour hand is at 9.

The time is 9 o'clock.

(c) The minute hand is at 12.

The hour hand is at 6.

The time is 6 o'clock.



(d) The minute hand is at 12.


The hour hand is at 4.

The time is 4 o'clock.

(e) The minute hand is at 12.

The hour hand is at 8.

The time is 8 o'clock.

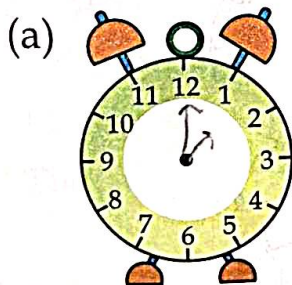


(f) The minute hand is at 12.

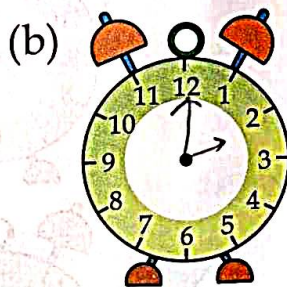
The hour hand is at 12.

The time is 12 o'clock.

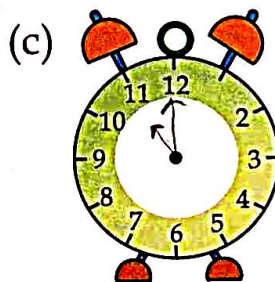
2. Draw the hands of the clock to show the time.



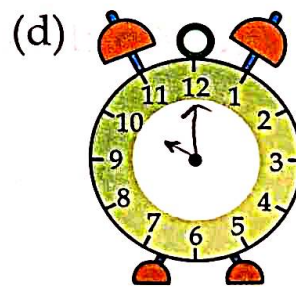
1 o'clock



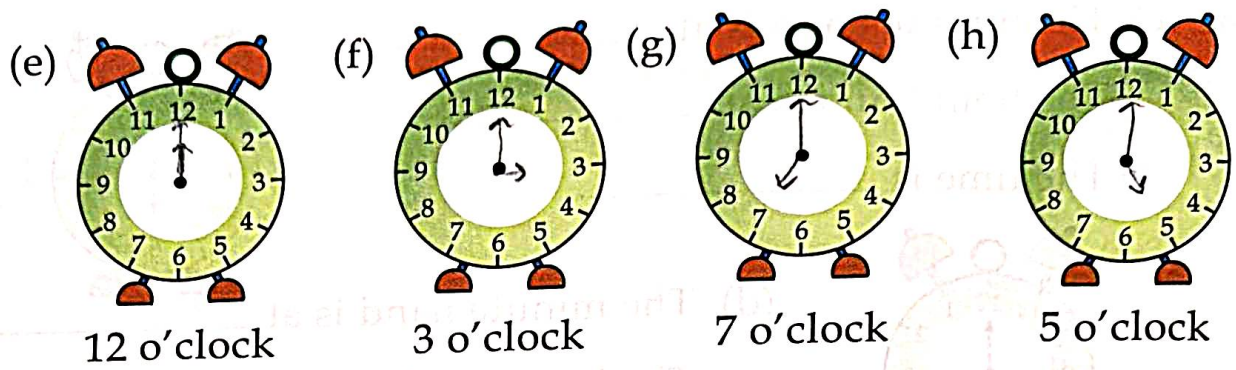
2 o'clock



11 o'clock



10 o'clock



3. Match the following.

(a) 10 o'clock

(b) 5 o'clock

(c) 4 o'clock


(d) 7 o'clock



(b)



(d)



(c)



(a)

The **hour hand** takes one hour to move from one number to the next number. If it moves from number 1 to 2, it means one hour has passed. It always moves in a **clockwise** direction.

The hour hand takes 12 hours to move around 12 numbers on the clock.

There are **24 hours** in a day.

Thus, the hour hand rounds the clock twice a day.

The minute hand moves faster.

It takes one hour to move around the clock.


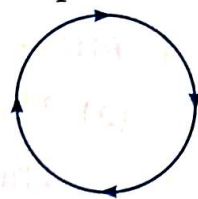
If it starts from 12 at 3 o'clock, it will reach at 12 again at 4 o'clock.

There are **60 minutes** in an hour.

The minute hand moves from 12 to 6, it means **half an hour** has passed.

The minute hand moves from 12 to 3, it means a quarter hour has passed.

The minute hand takes only 5 minutes to move from one number to the next number.



Try these

Fill in the blanks.

(a) 1 day = 24 hours.

(b) In a clock, the hour hand moves in clockwise direction.

(c) The minute hand moves faster than hour hand.

Remember

The clock without hands is called a digital clock.

Hours → **10:15** ← Minutes


Exercise 10.2

1. Fill in the blanks with time using given clocks.

(a) The minute hand is at 6.

The hour hand is in between 9 and 10.

The time is **9:30 or half past 9.**



(b) The minute hand is at 6.

The hour hand is in between 2 and 3.

The time is **2:30**.



(c) The minute hand is at 3.

The hour hand is in between 1 and 2.

The time is _____.



(d) The minute hand is at 3.

The hour hand is in between 9 and 10.

The time is _____.



(e) The minute hand is at 9.

The hour hand is in between 6 and 7.

The time is _____.




(f) The minute hand is at 9.

The hour hand is in between 12 and 1.

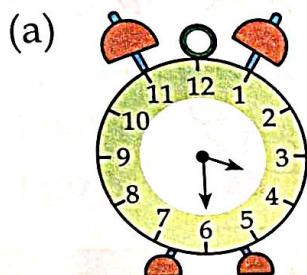
The time is _____.

- (g) The minute hand is at 2.
The hour hand is in between 3 and 4.
The time is _____.

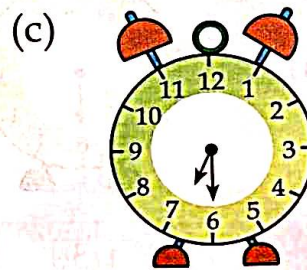



- (h) The minute hand is at 10.
The hour hand is in between 3 and 4.
The time is 3:50.


2. Write the time using clocks.





3:30


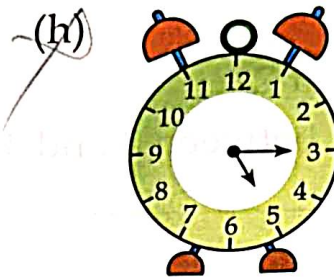
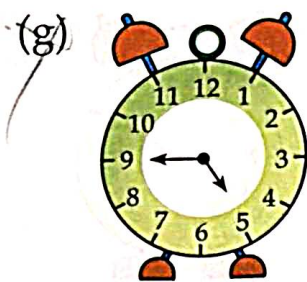


6:30




9:30






3. The minute hand has been shown. Draw the hour hand using given time.




1:30



(b)



4:15



7:20



(d)



5:40

4. Write the time in figures with dots.

(a) 12 o'clock

12:00

(b) Quarter to 3

(c) Half past 6

6:30

(d) Half past 3


3:30

(e) Quarter past 3

(f) 10 minutes past 7


Draw the hands of clock to show the time.

~~1~~




11:10

~~2~~




8:25

~~3~~




12:55

~~4~~



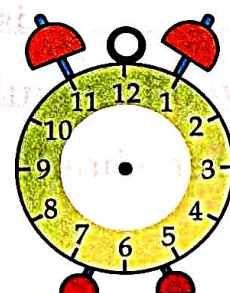
10:45

~~5~~



6:18

~~6~~



11:40

READING TIME

Look at the clock.

A clock has 12 numbers. It has two hands.

The short hand is at 3.


The long hand is at 12.

The long hand is the minute hand.

The short hand is the hour hand.

The time is 3 o'clock.

At every hour, the minute hand points to 12.





Exercise 10.1

1. Write the time shown by these clocks.

(a) The minute hand is at 12.

The hour hand is at 2.

The time is 2 o'clock.



(b) The minute hand is at 12.


The hour hand is at 9.

The time is 9 o'clock.

(c) The minute hand is at 12.

The hour hand is at 6.

The time is 6 o'clock.



(d) The minute hand is at 12.

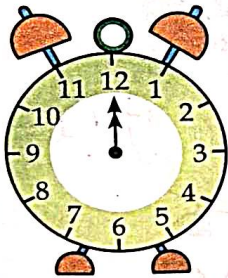
The hour hand is at 4.

The time is 4 o'clock.

(e) The minute hand is at 12.

The hour hand is at 8.

The time is 8 o'clock.

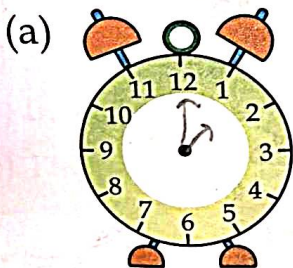


(f) The minute hand is at 12.

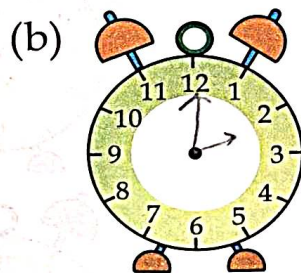
The hour hand is at 12.

The time is 12 o'clock.

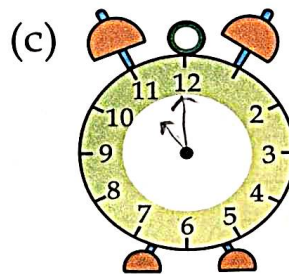
2. Draw the hands of the clock to show the time.



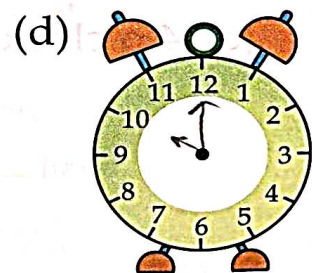
1 o'clock







2 o'clock



11 o'clock



10 o'clock






3. Match the following.

(a) 10 o'clock

(b) 5 o'clock

(c) 4 o'clock

(d) 7 o'clock



The hour hand takes one hour to move from one number to the next number. If it moves from number 1 to 2, it means one hour has passed. It always moves in a clockwise direction.

The hour hand takes 12 hours to move around 12 numbers on the clock.

There are 24 hours in a day.

Thus, the hour hand rounds the clock twice a day.

The minute hand moves faster.

It takes one hour to move around the clock.


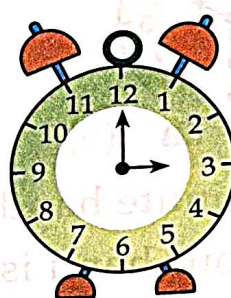
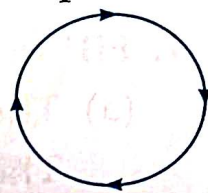
If it starts from 12 at 3 o'clock, it will reach at 12 again at 4 o'clock.

There are 60 minutes in an hour.

The minute hand moves from 12 to 6, it means half an hour has passed.

The minute hand moves from 12 to 3, it means a quarter hour has passed.

The minute hand takes only 5 minutes to move from one number to the next number.



Try these

Fill in the blanks.

(a) 1 day = 24 hours.

(b) In a clock, the hour hand moves in clockwise direction.

(c) The minute hand moves faster than hour hand.

Remember

The clock without hands is called a digital clock.

Hours → **10:15** ← Minutes



Exercise 10.2

1. Fill in the blanks with time using given clocks.

(a) The minute hand is at 6.

The hour hand is in between 9 and 10.


The time is **9:30 or half past 9.**



(b) The minute hand is at 6.

The hour hand is in between 2 and 3.

The time is 2:30.



(c) The minute hand is at 3.

The hour hand is in between 1 and 2.

The time is _____.



(d) The minute hand is at 3.

The hour hand is in between 9 and 10.

The time is _____.



(e) The minute hand is at 9.

The hour hand is in between 6 and 7.

The time is _____.




(f) The minute hand is at 9.

The hour hand is in between 12 and 1.

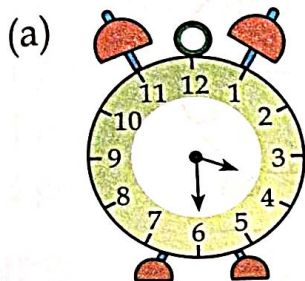
The time is _____.

- (g) The minute hand is at 2.
The hour hand is in between 3 and 4.
The time is _____.

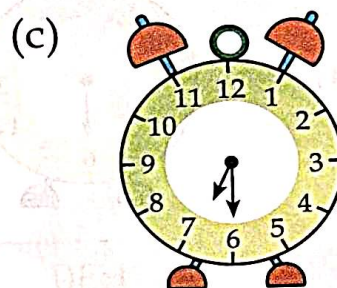
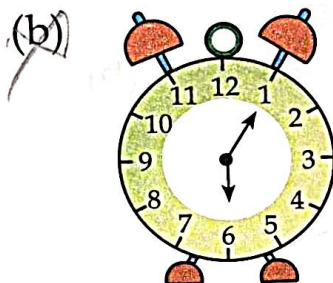


- (h) The minute hand is at 10.
The hour hand is in between 3 and 4.
The time is 3:50.

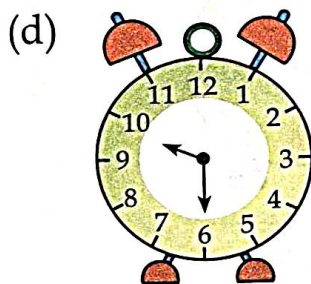
2. Write the time using clocks.




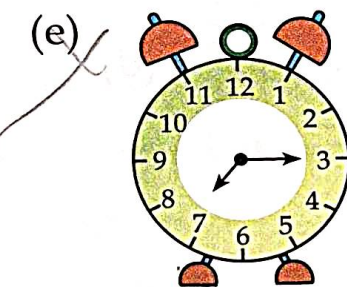
3:30


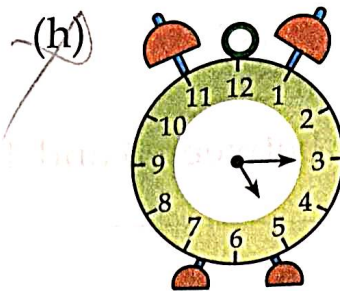
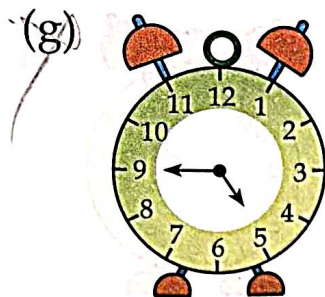


6:30




9:30

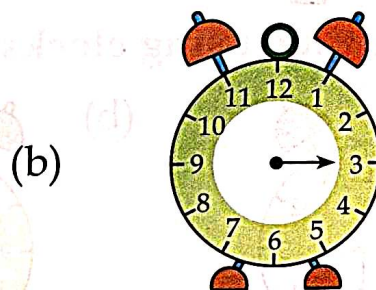






3. The minute hand has been shown. Draw the hour hand using given time.




1:30



4:15



7:20



5:40

4. Write the time in figures with dots.

(a) 12 o'clock

12:00

(b) Quarter to 3

(c) Half past 6

6:30

(d) Half past 3

3:30

(e) Quarter past 3

(f) 10 minutes past 7

A.M. AND P.M.

Our day starts at 12 midnight. We call it zero hour.

The time at 12 o'clock in the day is noon.

The time between midnight and noon is a.m.


The time between noon and midnight is p.m.

At midnight or noon, no a.m. or p.m. is written.



Time table of a student

1. I get up at 5:00 a.m.
2. I go to school at 7:30 a.m.
3. I return from school at 2:30 p.m.
4. I go out to play at 6:00 p.m.
5. I have my dinner at 8:00 p.m.
6. I go to bed at 9:30 p.m.



Exercise 10.3

Fill in the blanks.


1. A day starts at 12 midnight.
2. Noon is the time at 12 o'clock in a day.
3. P.M. is the time between noon and midnight.
4. Everybody should get up at 5 a.m.
5. Children should go to bed at 9:30 p.m.

HOTS

1. Write the times when you see the hour hand and minute hand just opposite to each other on the clock. 6:30, _____
2. When do you see the two hands (hour and minute) on the same number? 12 o'clock


Draw the hands of clock to show the time.

1.




11:10

2.




8:25

3.




12:55

4.



10:45

5.



6:18

6.



11:40